

# WALKING GUIDE

## Getting to the theatre via diverted route



1. Leave Baker Street underground station.

[Go straight ahead from the Bakerloo/Jubilee lines exit or go up the stairs from the Metropolitan, Circle or Hammersmith and City lines.]



2. Outside the station, turn left down Marylebone Road.

[There is a Sherlock Homes statue on your right.]



3. Ahead is Madame Tussauds



4. At the crossing (Allsop Place), carefully cross over and continue straight.



5. Continue past Madame Tussauds



6. A short distance from Madame Tussauds, turn left onto York Gate

# WALKING GUIDE



7. Ahead there are a set of traffic lights.



8. Carefully cross over at the traffic lights and continue towards York Bridge.



9. York Bridge is currently closed - turn right and continue through the set of gates.



10. Take the left fork in the path and continue along.



11. Take the left turn off the path.



12. At the end of the foot path, turn right and continue along  
[You will see tennis courts on your left]

# WALKING GUIDE



13. Turn left onto the Inner Circle and continue following the road.



14. On your right, you'll see large wrought iron gates. Continue walking towards them.



15. Carefully cross the road towards the gates.

[Watch out for cyclists.]



16. Continue through the gates.



17. Take the left turn off the path ahead of you and keep going.

[Don't worry if you don't arrive at the theatre right away - it's well hidden amongst the trees.]



18. When you find the Box Office, you've arrived. Please join the queue.

[Staff will be ready to take your tickets and check your bags before your performance.]

# WALKING GUIDE

## Getting to the theatre via Regent's Park



1. Leave Baker Street underground station via Baker Street North Exit.

[After tapping out, turn right until you see the Co-Op.]



2. Turn right at the Co-Op and follow the passage until you exit the station.




3. Once outside the station, turn right onto Baker Street and continue straight.



4. Continue past the bus stop.



5. At the traffic lights, carefully cross the road onto the island.



6. Carefully cross again at the traffic lights and turn left.

# WALKING GUIDE



7. Follow the path around, making a big U-shaped turn.



8. Reach the traffic lights on your left. Carefully cross the road.



9. Turn left - you will see the gates to Regent's Park on your right. Continue through the gates.



10. At the Boating Lake, turn right - you will see a bridge ahead on your left.



11. Cross the bridge.



12. Once across the bridge, turn left and follow the path.

# WALKING GUIDE



13. At the end of the path, you'll arrive at an open gate with a refreshment kiosk on the right.



14. Walk through the gates onto the Inner Circle. Carefully cross the road.

[Watch out for cyclists.]



15. Continue past the Regent's Bar & Kitchen on your left.



16. At the end of the path, turn left and continue along the path.



17. Keep going.

[Don't worry if you don't arrive at the theatre right away - it's well hidden amongst the trees.]



18. When you find the Box Office, you've arrived. Please join the queue.

[Staff will be ready to take your tickets and check your bags before your performance.]

# WALKING GUIDE

## Leaving the theatre via diverted route

After evening performances, this is the only route to Baker Street Tube Station.

	
<p>1. It may be busy as people leave the auditorium. If you'd like to, you can wait in your seat and leave when it's a bit quieter</p>	<p>2. After exiting via the Gangways, turn right to reach the Theatre Exit Gate</p>
	
<p>3. Walk away from the bar towards the lawn.</p>	<p>4. Pass the Toilet entrance on your left and the lawn on your right.</p>
	
<p>5. Keep walking to the Exit Gate.</p>	<p>6. Continue through the gate onto the Inner Circle and turn left to follow the road.</p>

# WALKING GUIDE



7. Keep walking along the road, past the gardens.



8. Walk past the wrought iron gates.



9. You will see tennis court on your right on the other side of the road. Carefully cross over onto the other side.

[Watch out for cyclists.]



10. Turn right onto the footpath beside the tennis courts and follow the path - in the evening, this footpath will be lit.



11. Take the first left turn off the path.



12. At the end of the path. turn right and continue along the path.

# WALKING GUIDE



13. Cross over the road and turn left along the path until you reach the traffic lights.



14. At the traffic lights, carefully cross the road.



15. Keep walking straight until you reach the busy road ahead - Marylebone Road. Then turn right.



16. Continue along the road towards Madame Tussauds



17. Continue past Madame Tussauds.



18. Carefully cross the road at Allsop Place.

[You'll need to move across to the right hand side of the divide in the road (as indicated by the arrow above).]

# WALKING GUIDE



19. Up ahead you'll see Baker Street Underground Station



20. The first entrance into the station on your right serves the Circle, Metropolitan, and Hammersmith and City lines.




The second entrance to the station on your right serves the Bakerloo and Jubilee Lines.

# WALKING GUIDE

## Leaving the theatre via park

This route is accessible in the daytime only – please only take this route if you're attending a daytime event such as matinee shows.

	
<p>1. It may be busy as people leave the auditorium. If you'd like to, you can wait in your seat and leave when it's a bit quieter.</p>	<p>2. After exiting via the Gangways, turn right to reach the Theatre Exit Gate</p>
	
<p>3. Walk away from the bar towards the lawn.</p>	<p>4. Pass the Toilet entrance on your left and the lawn on your right.</p>
	
<p>5. Keep walking to the Exit Gate.</p>	<p>6. Continue through the gate onto the Inner Circle and turn left to follow the road.</p>

# WALKING GUIDE



7. You will see gates across the road on your right. Carefully cross the road and pass through the gates on your right.



8. Follow the path down to the Boating Lake.



9. Continue on the path until you see a bridge ahead on your right. Cross the bridge.



10. Once across the bridge, turn right and continue along the path towards the Regent's Park gates.



11. The Regent's Park gates are on the left - turn left and continue towards it.



12. When you exit the Regent's Park gates, turn left towards the traffic lights. Carefully cross the road.

# WALKING GUIDE



13. Once across, turn right and follow the bend in the path.



14. You will reach another set of traffic lights. Carefully cross to the island in the middle, then cross again.




15. Continue straight along the path, past the bus stop.



16. Turn left to enter Baker Street Tube Station and follow the passageway.



17. The first set of **gates** you come across lead to the Bakerloo and Jubilee lines.



18. For Circle, Metropolitan, and Hammersmith and City lines, walk straight past the first set of gates until you reach a flight of stairs. Go down the flight of stairs for entrance gates onto platform.